

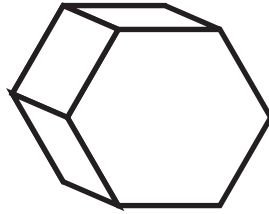
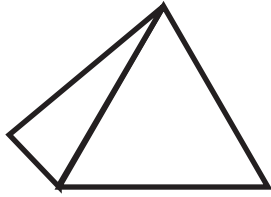
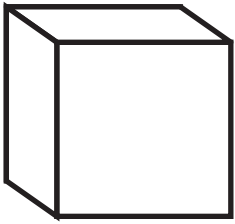
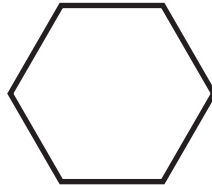
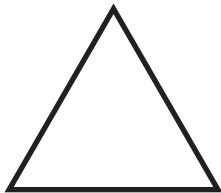



Form and Volume = 3-D

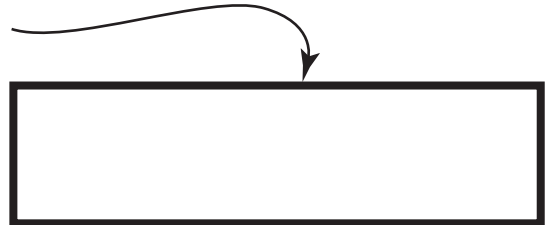
The shapes below have Form and Volume. They look Three-Dimensional (3-D)



Make each shape below have "Form" and "Volume" by adding lines to the 2-d Shape shown.



Practice shading the rectangle here from black to white.






Sometimes Shading can make a shape have Form and Volume.

Try shading this oval so it looks like a hole in the ground.



Practice shading the ball here to make it have Form and Volume.



Now try making the shadow on the ground

